

Smart Power Cassette



Haier





Haier Brand Story

The Internet era is a diverse and unconventional time, where “one size fits all” products and solutions simply aren't enough. Customers want to be treated as individuals and respected for who they are.

Everyone wants their unique lifestyle acknowledged. That is why Haier listens closely to you in order to gain a genuine understanding of what is going on in your life and what is on your mind, so each of you can get the smart home experience you deserve: be it simple, sophisticated, organised or enjoyable.

As a worldwide industry leader, Haier innovates beyond products and solutions and turns the organisation into a wholly connected platform. In doing so, internal and external resources are connected quickly and easily. We believe only by doing so can we best meet our consumers' expectations in this rapidly evolving world.

Be part of the Haier Network, and create new possibilities.

HEALTH



Premium air filtration for removal of smaller airborne dust particles, and other materials.



In cooling or dehumidification mode operation, the dust on the evaporator is removed with the condensate water, and after the cooling has shut down the fan will continue to operate to dry the evaporator.

ENERGY



Demand Response Enabling Device. It provides a method by which a power supply company limit the amount of power that a appliance will consume. The aim is to reduce peak demand to the power supply network at critical peak load times.



DC inverter A-PAM inverter 180° sine wave inverter technology will reduce vibration at low compressor frequency, reduce noise and energy at lower RPM's when compared to a standard inverter system.



Latest technology DC motor adopted instead of AC motors. DC motor require reduced power to operate versus a typical AC motor. Built-in microprocessor allows for programmability and better control.



On/Off control card can be managed by a simple on/off device such as a hotel card system



Minimum Energy Performance Standards (MEPS) Conforms to Australian and New Zealand standard AS/NZS3823.2.2013

TECHNOLOGY



Connection of more than one indoor unit so they can operate as a group.



Connection to a accessory central control device to allow independent operation of more than one device at a central location.



Connection possible to a Building Management System via a interface accessory device.



Built in timer



Prevent unauthorised operation

CONVENIENCE



Inbuilt condensate pump to elevate condensate to allow for flexible location of indoor unit.



Pipe connection inside cabinet for a smooth exterior

ICON LEGEND

COMFORT



Built-in microprocessor automatically detects room temperature and determines operation mode either heating or cooling.



Control via with smart phone or tablet which can connect to the Internet



Outlet louvers can be independently controlled.



Branch outlet for connection to ducting



Wide angle airflow.



Adoption of DC fan motor permits 4 fan speed control by the user.



Temperature requirement shift during sleep, as we remain inactive. The system will adjust temperature and noise for a more comfort during sleep.



Fresh air duct connection to allow fresh air to be ducted directly into the unit, improving room oxygen levels.



Dry Mode- concentrates on RH% humidity reduction and less on temperature.



Microprocessor controlled motors change the direction of outlet airflow, imitating nature.

RELIABILITY



Outdoor unit designed for heating operation down to - 20 °C



Outdoor Unit designed for cooling operation down to - 15 °C



The heat exchanger aluminium fin stock has a Hydrophilic coating for its anti- corrosion properties and its low surface tension, which enables water droplets to flow off the surface better than standard Aluminium fin.



Designed for both 50 and 60Hz power supply.



Allows the system pressures to balance before attempting start of the compressor, to prevent damage and excessive power consumption.



Auto restart after power failure, in the event of a power outage.



Self diagnosis function. In the event of failure a error code will be displayed.

Haier AC Milestones



30 Years Providing Better Air Solution

A history of bringing valued products to market around the world

1984
Haier group was founded in Qingdao, China



1985
Qingdao Qingkong air conditioner factory established.
Haier manufactures China's 1st split air conditioner



1993
Haier introduces China's first inverter air conditioner



1994
Haier receives ISO 9001 certification
Haier exports its first air conditioners to Europe



1996
Haier introduces full range light commercial air conditioning solution



1998
Haier introduces the first DC inverter air conditioner in China



1999
Haier begins export of air conditioners to the United States and reaches #1 brand status for Room and Portable Air Conditioners in 2005



2001
Haier builds up industry park in Pakistan and catches No.1 market share in 2005



1984

1985

1993

1994

1996

1998

1999

2001

2002

Haier adds portable air conditioner to the US




2006

Haier releases R410a DC inverter VRF system



Haier releases centrifugal chiller with maglev technology



2007

Haier achieves the bid of 20 projects of Beijing Olympic Games



2011

Haier introduces full range of Super match solution covering on-off and inverter models as well as mono and multi system



Super match

2014

Haier establish AC R&D center to enhance the R&D ability with more focus on user's experience



2015

Haier build up the world's most advanced intelligent factory



2016

Haier launches Smart Power high efficiency air conditioning system



2002

2006

2007

2011

2014

2015

2016



SUPER MATCH

SMART POWER CASSETTE

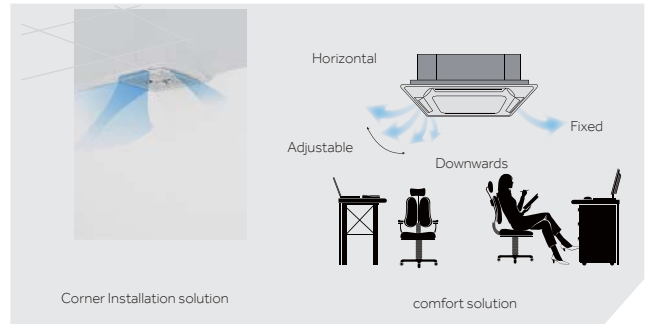


- Key feature
- Specifications
- Drawings
- Control systems




Individual flap control

The four outlet louvers can be controlled individually by the controller, providing maximum comfort throughout the room.



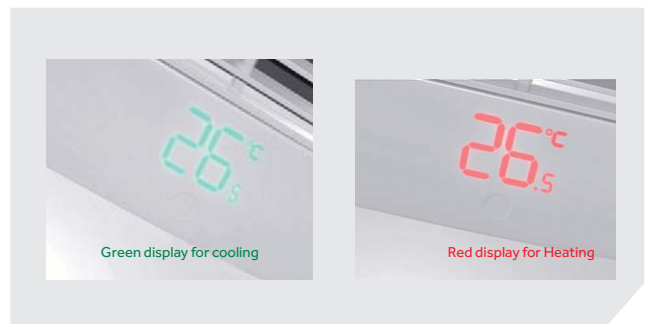
Round flow air supply

Air supply in all directions to improve air distribution



Hidden LCD Display

Hidden LCD display design. Green display for cooling red display for heating.




ABS Panel plastics

The round flow cassette panel is manufactured from high grade ABS plastic designed to resist yellowing over time..




High lift drain pump

Pump can lift up to 1000mm.



Moving eye intelligent panel

Model PB-9500MB: The panel has a eye that can detect movement in the room.



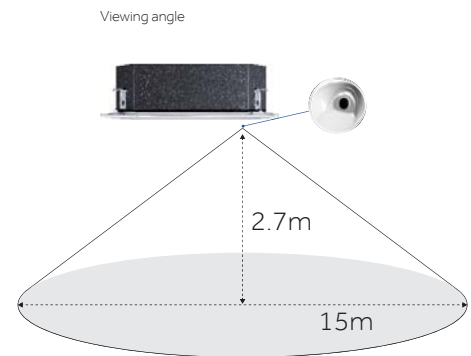
Fresh Air Inlet

Pre-set fresh air inlet can introduce the outside fresh air into the room, to improve the indoor air quality.



Airflow direction

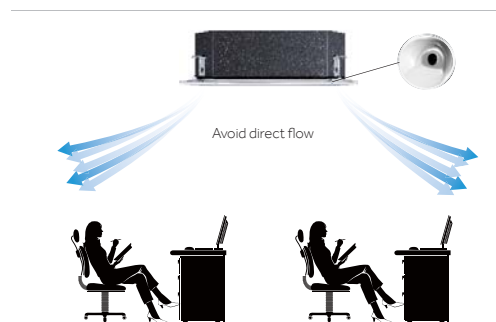
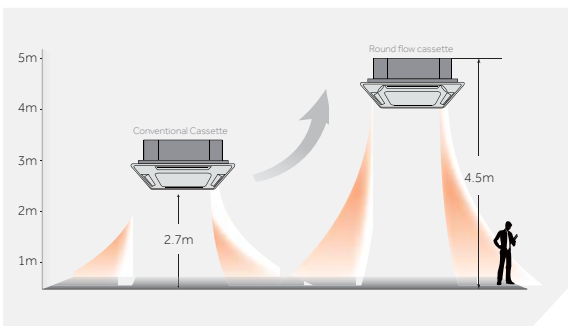
The airflow can be set to follow or avoid occupants, to improve the comfort level.



High Ceiling Mode ⁽¹⁾

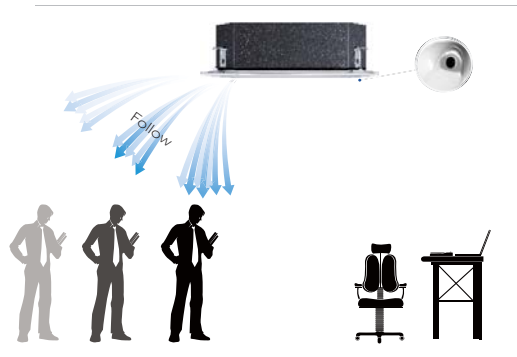
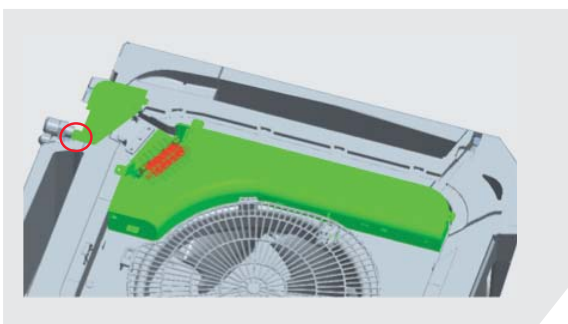
Indoor unit can be installed 4.5 meters high.

⁽¹⁾Wired controller YR-E17/YR-E16A required



Installer friendly

The electrical panel can be removed with one screw.



CASSETTE MODELS

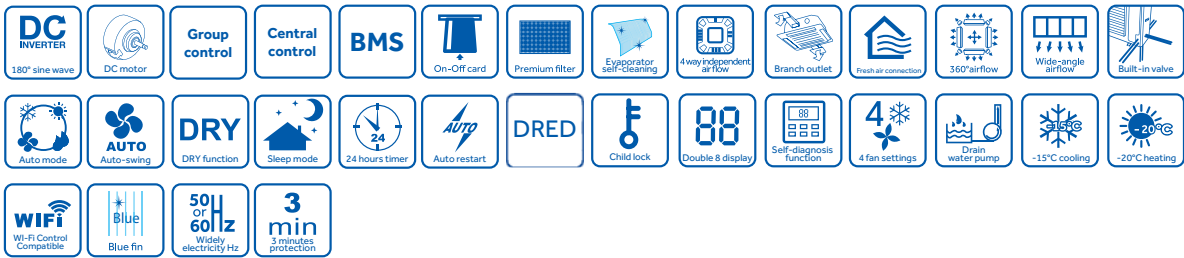
ABH071H1ERG ABH090H1ERG ABH105H1ERG



YR-HBS01



Round way airflow
4 way independent airflow
Moving eye panel optional



Model		Indoor unit		ABH071H1ERG	ABH090H1ERG	ABH105H1ERG
		Outdoor unit		1UH071N1ERG	1UH090N1ERG	1UH105N1ERG
Nominal performance data	Nominal capacity	Cooling	kW nom (min-max)	7.1 (2.0-8.0)	9.0 (2.5-10)	10.0 (2.5-11)
		Heating	kW nom (min-max)	7.8 (2.0-9.0)	10.1 (2.5-11)	10.6 (2.5-11.3)
	Rated power input	Cooling	kW nom (min-max)	1.89 (0.4-3.2)	2.56 (0.5-3.5)	2.99 (0.5-4.0)
		Heating	kW nom (min-max)	2.0 (0.4-3.2)	2.69 (0.5-3.5)	2.86 (0.5-4.0)
	EER	W/W	3.75	3.52	3.34	
COP	W/W	3.9	3.75	3.7		
Energy class (Cooling/Heating)				2.5 star / 3 star	2 star / 2.5 star	1.5 star / 2.5 star
Indoor Unit						
Electrical	Power supply	Ph/V/Hz		1/220-240/50/60		
Performance	Air flow (H/M/L)	m3/h		1260/1070/820/680	1470/1260/1050/940	1680/1530/1320/1190
		L/S		350/295/225/185	405/350/290/260	465/425/365/330
	Sound power level (H/M/L)	dB(A)		52	57	62
Installation	Sound pressure level (H/M/L)	dB(A)		36/33/29/26	41/36/33/29	45/42/38/34
	External dimensions (W/D/H)	mm		840/840/246		
	Shipping dimensions (W/D/H)	mm		990/990/310		
	Weight Net/Shipping	kg		31/36		
	Wireless Controller	optional		YR-HBS-01		
Panel	Wired Controller	optional		YR-E17 / YR-E16A		
	Panel Model			PB-950KB (standard panel) PB-950MB (sensor panel)		
	External dimensions(W/D/H)	mm		950*950*50		
	Shipping dimensions(W/D/H)	mm		1000*1000*110		
Weight Net/Shipping		kg		65/9		
Outdoor Unit						
Electrical	Power supply	Ph/V/Hz		1/220-240/50/60		
	Rated Current	Cooling	Amps	8.7	11.6	13.6
		Heating	Amps	9.1	11.9	12.7
Maximum Current	Amps		15.0	16.0	18.2	
Performance	Air flow (H)	m3/h		3200	3500	4000
	Sound power level	dB(A)		885	970	1110
	Sound pressure level	dB(A)		64	66	68
	Sound pressure level	dB(A)		47	50	52
Installation	External dimensions (H/W/D)	mm		965/950/370		
	Shipping dimensions (H/W/D)	mm		1095/1050/450		
	Weight Net/Shipping	kg		80/92		82/94
	Compressor type			Rotary		
	Refrigerant type			R410A		
	Refrigerant liquid pipe	mm		9.52		
	Refrigerant gas pipe	mm		15.88		
	Max pipe length	m		50		
	Max drop between I.U.&O.U	m		30		
	refrigerant pre- charged	kg		2.5		
	Pre-charge line length	m		20		
	Additional gas charge	g/m		45		
Working temp.	Cooling(Min-Max)	°C		-15 - +50		
	Heating(Min-Max)	°C		-20 - +24		

CASSETTE MODELS

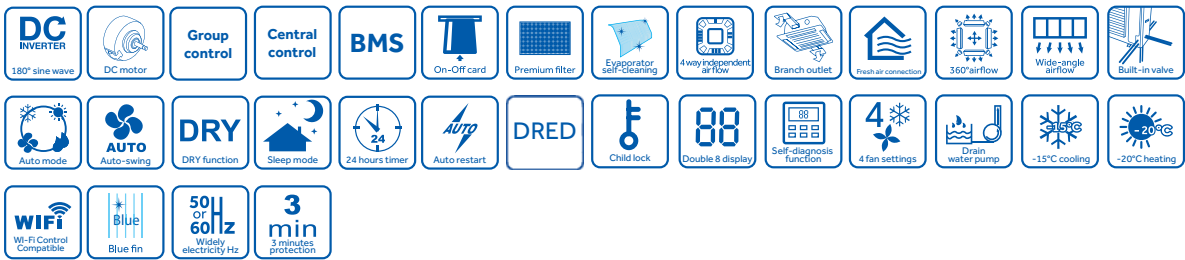
ABH125K1ERG ABH140K1ERG



YR-HBS01



Round way airflow
4 way independent airflow
Moving eye panel optional

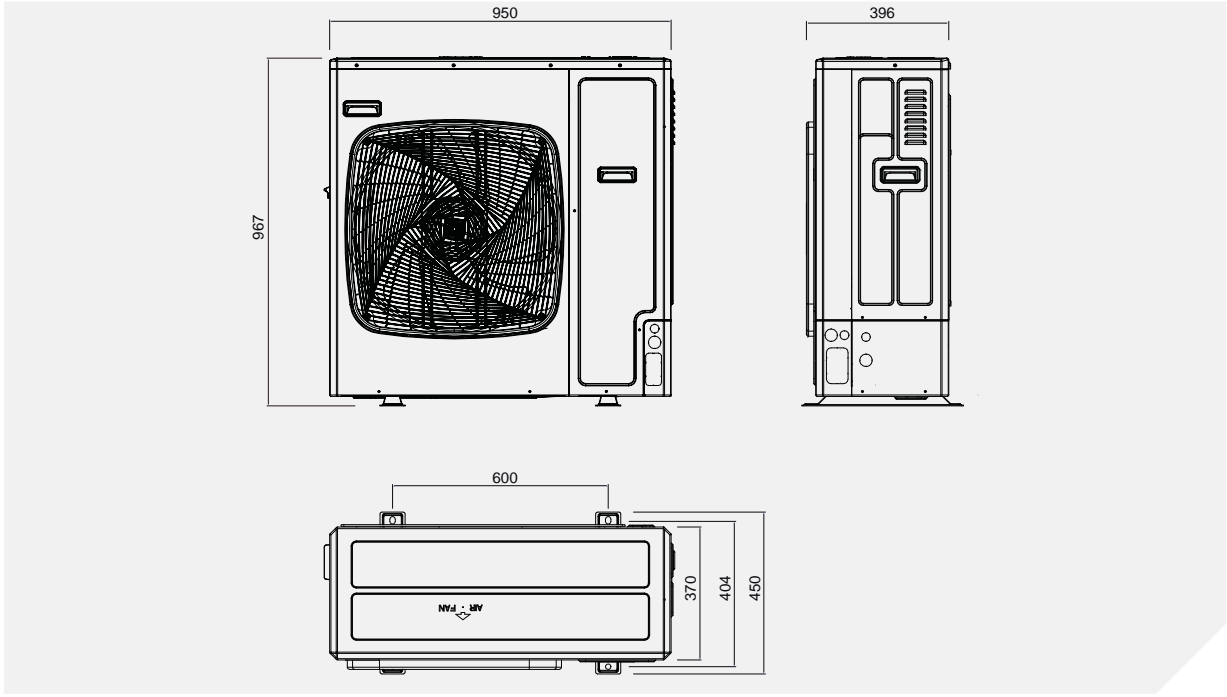


Model		Indoor unit	ABH125K1ERG	ABH125K1ERG	ABH140K1ERG	
		Outdoor unit	1UH125P1ERG	1UH125P1ERK	1UH140P1ERK	
Nominal performance data	Nominal capacity	Cooling	kW nom (min-max)	12.5 (3.5-14.5)	12.5 (3.5-14.5)	13.4 (3.5-15.5)
		Heating	kW nom (min-max)	13.1 (4-17)	13.1 (4-17)	14.5 (4.0-18.0)
	Rated power input	Cooling	kW nom (min-max)	3.67 (1.0-6.0)	3.67 (1.0-6.0)	4.05 (1.0-6.5)
		Heating	kW nom (min-max)	3.71 (1.0-6.0)	3.71 (1.0-6.0)	4.11 (1.2-6.8)
	EER	W/W	3.41	3.41	3.31	
	COP	W/W	3.53	3.53	3.53	
Energy class (Cooling/Heating)			2 star / 2 star	/	/	
Indoor Unit						
Electrical	Power supply	Ph/V/Hz	1/220-240/50/60			
Performance	Air flow (H/M/L)	m3/h	1950/1600/1440/1200	1950/1600/1440/1200	1950/1600/1440/1200	
		L/S	540/440/400/330	540/440/400/330	540/440/400/330	
	Sound power level (H/M/L)	dB(A)	64	64	64	
	Sound pressure level (H/M/L)	dB(A)	47/44/38/34	47/44/38/34	47/44/38/34	
Installation	External dimensions (W/D/H)	mm	840*840*288			
	Shipping dimensions (W/D/H)	mm	990*990*380			
	Weight Net/Shipping	kg	32/38			
	Wireless Controller	optional	YR-HBS-01			
	Wired Controller	optional	YR-E17 / YR-E16A			
Panel	Panel Model		PB-950KB (standard panel) PB-950MB (sensor panel)			
	External dimensions(W/D/H)	mm	950*950*50			
	Shipping dimensions(W/D/H)	mm	1000*1000*110			
	Weight Net/Shipping	kg	6.5/9			
Outdoor Unit						
Electrical	Power supply	Ph/V/Hz	1/220-240/50/60			
	Rated Current	Cooling	Amps	17.0	6.1	6.8
		Heating	Amps	17.2	6.2	7.0
	Maximum Current	Amps	30.0	10.8	11.0	
Performance	Air flow (H)	m3/h	6500		7000	
		L/S	1805		1940	
	Sound power level	dB(A)	69		70	
	Sound pressure level	dB(A)	52		53	
Installation	External dimensions (H/W/D)	mm	1350*950*370			
	Shipping dimensions (H/W/D)	mm	1500*480*1090			
	Weight Net/Shipping	kg	105/118	108/121	108/121	
	Compressor type		Rotary			
	Refrigerant type		R410A			
	Refrigerant liquid pipe	mm	9.52			
	Refrigerant gas pipe	mm	15.88			
	Max pipe length	m	75			
	Max drop between I.U.&O.U	m	30			
	Refrigerant pre- charged	kg	3.7			
	Pre- charged line length	m	30			
Additional gas charge	g/m	45				
Working temp.	Cooling (Min-Max)	°C	-15 - +50			
	Heating (Min-Max)	°C	-20 - +24			

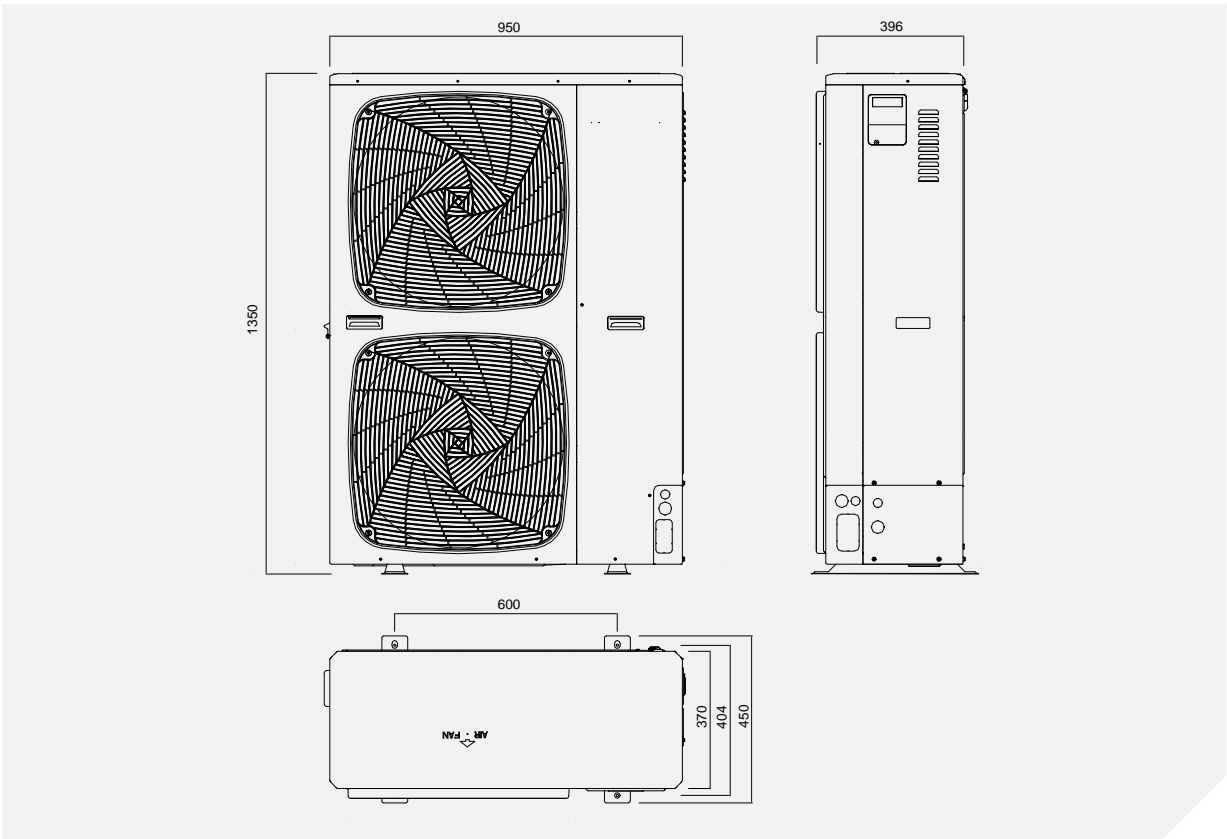
DRAWINGS

OUTDOOR UNITS

1UH071N1ERG 1UH090N1ERG 1UH105N1ERG



1UH125P1ERG 1UH125P1ERK 1UH140P1ERK

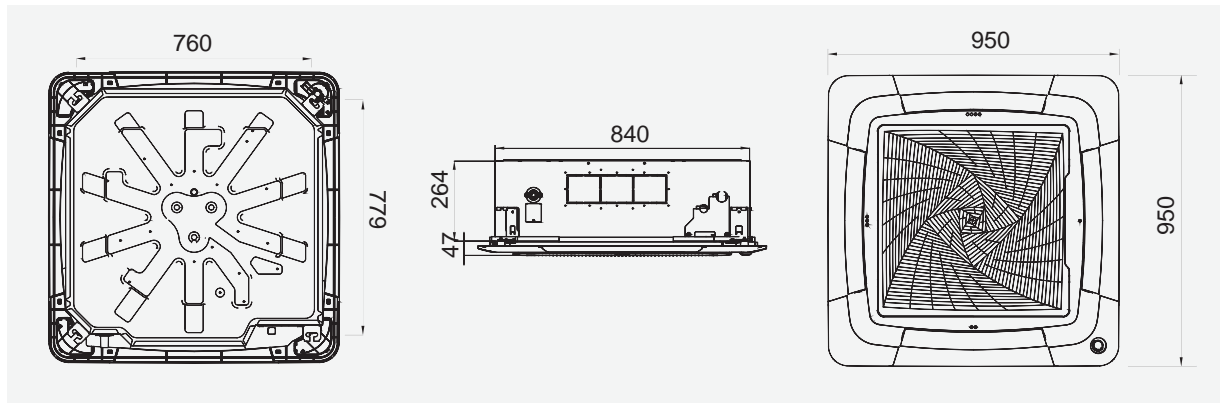


DRAWINGS

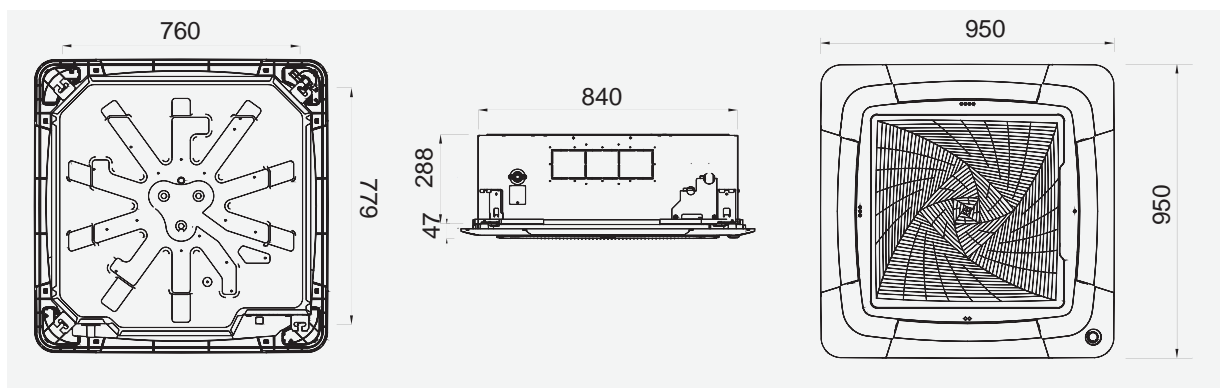
INDOOR UNITS

CASSETTE

ABH071H1ERG ABH090H1ERG ABH105H1ERG



ABH125K1ERG ABH140K1ERG



CONTROL SYSTEM

YR-HBS01

- On/Off. Mode. Fan speed. Temperature setting. Swing Individual control
- Indoor Temp. & Humidity display
- Four grades of fan speed
- Individual blade control for cassette
- Follow/Avoid function



YR-E17

- Backlit Touch-screen
- On/Off. Mode, Fan speed, Temperature setting, Swing.
- Individual & Group control (Max 16 indoor units)
- Small, Simple and Smart design, 86*86*13.05mm
- 24 Hour time clock
- Individual blade control for Smart Power Cassette



YR-E16A

- 7 Day Time clock
- On/Off. Mode, Fan speed, Temperature setting, Swing
- Individual & Group control (Max 16 indoor units)
- Large touch buttons
- Backlit display
- Fahrenheit/ Celsius selectable; Sensitivity $\pm 0.5^{\circ}\text{C}$
- Individual blade control for Smart Power Cassette
- Error display in data sequence.



KZW-W001

- Internet remote control, Wi-Fi control
- Weekly timer



CENTRAL CONTROL SYSTEM

YCZ-G001

- Central control (Max 32 indoor units)
- Large touch key
- Weekly timer.
- Unit name & Group name free setting. Four background available (mall, hotel, office, home)
- Error display



YCZ-A004

- Central control (Max 256 indoor units)
- 7-inch TFT LCD touch screen with back light
- Schedule control
- Indoor units information edit
- When used in conjunction with MRV, One IGU05 is required for each MRV system
- (Max. 32 sets)



24/7 Customer Care with all Haier Products

Australia 1300 729 948

New Zealand 0800 424 372

Sales Desk

Australia 1300 302 132

New Zealand 0800 372 775

haier.com.au

haier.co.nz

The Haier logo is a blue square with the word "Haier" in white, bold, sans-serif font.

Important notice of Disclosure: Copyright © Fisher & Paykel Appliances 2016. All rights reserved.

The product dimensions and specifications in this brochure apply to the specific products and models described at the date of issue. Under our policy of continuous product improvement, these dimensions and specifications may change at any time. You should therefore check with your dealer or Haier's Customer Care Centre to ensure this flyer correctly describes the products currently available.

Fisher & Paykel Australia Pty Ltd, Level 1, 1 Eden Park Drive, Macquarie Park, NSW 2113.
Phone Customer Care: 1300 729 948 Email: customer.care@haier.com.au

Fisher & Paykel Appliances Ltd, 78 Springs Road, East Tamaki, Auckland 2013.
Phone Customer Care: 0800 424 372. Email: customer.care@haier.co.nz

Version 2